

# SOIL TESTING...the Right First Step

## HOW TO HAVE A GOOD LAWN AND GARDEN

We all appreciate lush green lawns and productive gardens around our home. After all, attractive lawns and gardens add both the aesthetic value and real value of our home.


To have a beautiful lawn and productive garden, it is necessary to add fertilizer on a timely basis. When lawns and gardens do not receive nutrients needed, they never achieve the quality or productivity we anticipate. When too much fertilizer is applied, nutrients are wasted and pose a threat to the environment.

## WHY SOIL TEST?

All plants, including turfgrass and garden plants, need 16 essential nutrients to grow, most of them come from the soil. Plants also require favorable soil chemical conditions as indicated by the soil pH. For a lawn or garden to maintain quality or productivity, we may need to add fertilizer to supply extra nutrients or add lime to neutralize acidity and adjust the pH. A SOIL TEST identifies necessary fertilizer and lime requirements.

Adding more of a nutrient than a lawn or garden needs can cost extra money and may harm the plants or contaminate the environment.

The true value of a SOIL TEST is to help ensure that only needed nutrients are added and in quantities which don't adversely affect environmental quality.



## BENEFITS OF SOIL TESTING

- **Take advantage of nutrients already in the soil.**
- **Identify nutrients that are lacking in the soil.**
- **Reduce fertilizer applications by applying only what is needed.**
- **Provide a proper balance of plant nutrients.**
- **Adjust soil pH to an optimum level.**
- **Reduce chances of excess nutrients getting into water sources.**

## WHAT IS A SOIL TEST?

A SOIL TEST is a chemical analysis that estimates a soil's ability to supply nutrients. Results from a SOIL TEST allow you to monitor soil chemical conditions, tap existing nutrient supplies, identify nutrient deficiencies, and apply optimum fertilizer amounts.

Based on results from your soil sample, your county Extension educator will provide you with the following information:

- Which fertilizer analysis is best for your lawn or garden. The analysis (percentage of nitrogen, phosphate, and potash) is stated on each fertilizer bag. For example: 25-3-3; contains 25 percent N, 3 percent P<sub>2</sub>O<sub>5</sub>, and 3 percent K<sub>2</sub>O.

- How much of that fertilizer should be applied for each application.
- When during the year each application should be made.
- Whether your soil pH is in the proper range, if not how much lime is needed to adjust it to the desired range.

## WHEN SHOULD SOIL BE TESTED?

The best time to evaluate the nutrient status of the soil is during a time when plants aren't growing, although any time of year is satisfactory. In any case, it's more environmentally friendly to SOIL TEST than to guess about which fertilizers to use. For your SOIL TEST to be as accurate as possible, collect the soil sample before fertilizer is applied and use the proper sampling procedures.

## WHERE TO FIND MORE INFORMATION ON SOIL TESTING?

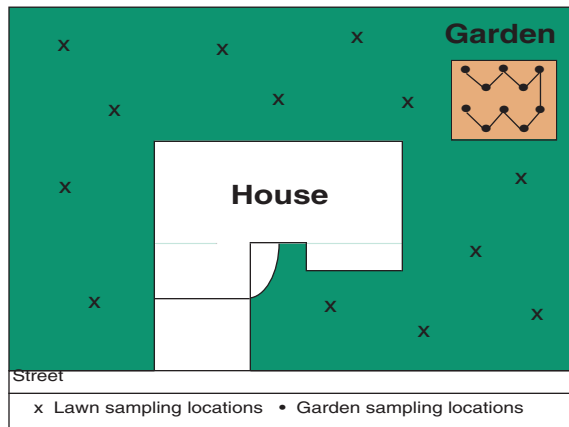
Contact your County Extension Office for more information on SOIL TESTING. They will submit your samples to the OSU Soil Testing Laboratory and help you interpret the results.

## TEST YOUR SOIL AND TAKE THE RIGHT FIRST STEP TOWARDS:

- **A More Beautiful Lawn**
- **A More Productive Garden**
- **A More Environmentally Friendly Home**

## COLLECTING A GOOD SOIL SAMPLE

- Soil properties vary from place to place. The sample should be representative of the lawn or garden as a whole.
- Do not sample unusual or nonrepresentative areas.
- Scrape plant debris from soil surface before sampling.
- Sample lawns and gardens to a 6" depth.
- Using a clean bucket and a soil probe or spade, combine cores or slices of soil from at least 10 locations scattered throughout the lawn or garden (see diagram).
- Mix soil thoroughly and fill the sample bag with a pint of the mixture.
- Submit samples to your OSU County Extension Office. They will send samples to the OSU Soil, Water and Forage Laboratory for testing.



SOIL TESTING . . . the  
Right First Step towards proper  
care of your lawn and garden.

## SOIL, WATER & FORAGE ANALYTICAL LABORATORY



Oklahoma Cooperative Extension Service  
OKLAHOMA STATE UNIVERSITY

405-744-6630  
soiltesting@okstate.edu  
www.soiltesting.okstate.edu

Hailin Zhang,  
Laboratory Director


This program was adapted from a similar  
program developed by the Texas Agricultural  
Extension Service, Texas A&M University

Oklahoma State University, in compliance with Title VI and VII of the Civil Rights Act of 1964, Executive Order 11246 as amended, Title IX of the Education Amendments of 1972, Americans with Disabilities Act of 1990, and other federal laws and regulations, does not discriminate on the basis of race, color, national origin, gender, age, religion, disability, or status as a veteran in any of its policies, practices or procedures. This includes but is not limited to admissions, employment, financial aid, and educational services.

Issued in furtherance of Cooperative Extension work, acts of May 8 and June 30, 1914, in cooperation with the U.S. Department of Agriculture, Robert E. Whitton, Director of Oklahoma Cooperative Extension Service, Oklahoma State University, Stillwater, Oklahoma. This publication is printed and issued by Oklahoma State University as authorized by the Vice President, Dean, and Director of the Division of Agricultural Sciences and Natural Resources and has been prepared and distributed at a cost of \$1.35 per copy. GH 0208

# SOIL TESTING

...the Right  
First Step



## Towards Proper Care of Your Lawn and Garden

Leaflet L-249

Oklahoma Cooperative Extension Service  
Division of Agricultural Sciences and Natural Resources  
Oklahoma State University